

PMEX UPDATE (Evening)

Commodities	Signal	Entry	Stop loss	Target 1	Target 2
Crude Oil - WTI	SELL	77.14	78.02	76.26	75.76
Gold	BUY	1,818.00	1,809.00	1,827.00	1,833.00
Silver	BUY	23.012	22.74	23.282	23.373
Platinum	BUY	978.00	970.00	986.00	990.00
Copper	SELL	4.445	4.469	4.421	4.380
Natural Gas	BUY	3.779	3.706	3.852	3.920

Indices	Signal	Entry	Stop loss	Target 1	Target 2
Dow Jones	BUY	36,641.00	36,527.00	36,755.00	36,810.00
S&P 500	BUY	4,775.00	4,760.00	4,790.00	4,800.00
NASDAQ 100	SELL	16,215.00	16,289.00	16,141.00	16,080.00

Currencies	Signal	Entry	Stop loss	Target 1	Target 2
USD-JPY	SELL	115.800	116.070	115.530	115.360
EUR-USD	BUY	1.1316	1.1302	1.1330	1.1340
GBP-USD	BUY	1.3531	1.3508	1.3554	1.3570

Minimum Lot	Total Price	Margin	Investment	Profit 1	Return 1	Profit 2	Return 2
10 Barrel	136,160	4.92%	6,700	1,445	21.56%	2,327	34.73%
1 Ounce	320,895	3.40%	10,900	1,425	13.08%	2,484	22.79%
10 Ounce	40,618	8.37%	3,400	422	12.42%	583	17.14%
5 Ounce	863,134	5.47%	47,200	6,652	14.09%	10,183	21.57%
1000 Pounds	784,587	3.75%	29,400	4,000	13.60%	11,289	38.40%
1000 MMBTU	667,031	8.59%	57,300	12,477	21.78%	24,480	42.72%

Minimum Lot	Total Price	Margin	Investment	Profit 1	Return 1	Profit 2	Return 2
Index Level	6,467,503	2.28%	147,200	19,469	13.23%	29,178	19.82%
Index Level	842,835	2.31%	19,500	2,566	13.16%	4,331	22.21%
Index Level	2,862,110	2.75%	78,600	12,899	16.41%	23,666	30.11%

Minimum Lot	Total Price	Margin	Investment	Profit 1	Return 1	Profit 2	Return 2
10,000 Units	1,760,160	0.89%	15,600	4,229	27.11%	6,813	43.67%
10,000 Units	1,997,387	0.94%	18,800	2,596	13.81%	4,361	23.20%
10,000 Units	2,388,357	1.14%	27,300	4,185	15.33%	7,009	25.67%

Major Headlines

Oil Down, OPEC+ Agrees on February Output Hike but Tight Market Caps Losses

Oil was down on Wednesday morning in Asia, with the Organization of the Petroleum Exporting Countries and allies (OPEC+) keeping its plan to increase supply for February 2022 as the fuel demand outlook brightens. Brent oil futures were down 0.24% to \$79.81 by 10:04 PM ET (3:04 AM GMT) [see more...](#)

Gold Up, but Moves Small as Investors Await Fed Meeting Minutes

Gold was up on Wednesday morning in Asia ahead of the minutes from the latest U.S. Federal Reserve meeting. Investors also weighed the possibility of an earlier-than-expected interest rate hike against surging numbers of COVID-19 cases globally. [see more...](#)

Chinese tech stocks fall in Hong Kong amid tighter regulation

Chinese technology companies' shares fell in Hong Kong trade, hit by concerns about new regulations and overnight tech-stock losses in the U.S. The Hang Seng Tech Index dropped as much as 4.2% and hit an all-time low of 5,350.06 early Wednesday before paring its losses. The index, which tracks the 30 largest technology companies listed in [see more...](#)

USD/JPY Price Analysis: Retests 116.00 on breaking weekly support but bulls stay hopeful

USD/JPY pulls back from five-year high to retest 116.00, down 0.06% intraday heading into Wednesday's European session. In doing so, the yen pair seesaws inside a short-term bull-flag chart pattern amid overbought RSI on the daily and bearish MACD signals on the hourly formations. That said, the quote's latest weakness could be linked to a downside [see more...](#)

EUR/USD rebound pokes 1.1300 on softer yields ahead of US ADP, FOMC Minutes

EUR/USD struggles to defend the bounce off two-week low, retreating to 1.1290 ahead of Wednesday's European session. A disparity between the US and German Treasury bond yields joined chatters surrounding the South African covid variant, namely Omicron, as well as the relating [see more...](#)

GBP/USD seesaws around two-month top, indecisive of late

GBP/USD struggles above 1.3500 amid Brexit mum, Omicron optimism, US data eyed. GBP/USD hangs in balance around 1.3530 during the early Wednesday morning in Europe. The cable pair portrays the market's cautious sentiment around the highest levels in two months while consolidating the previous day's gains inside a 20-pip trading range. [see more...](#)

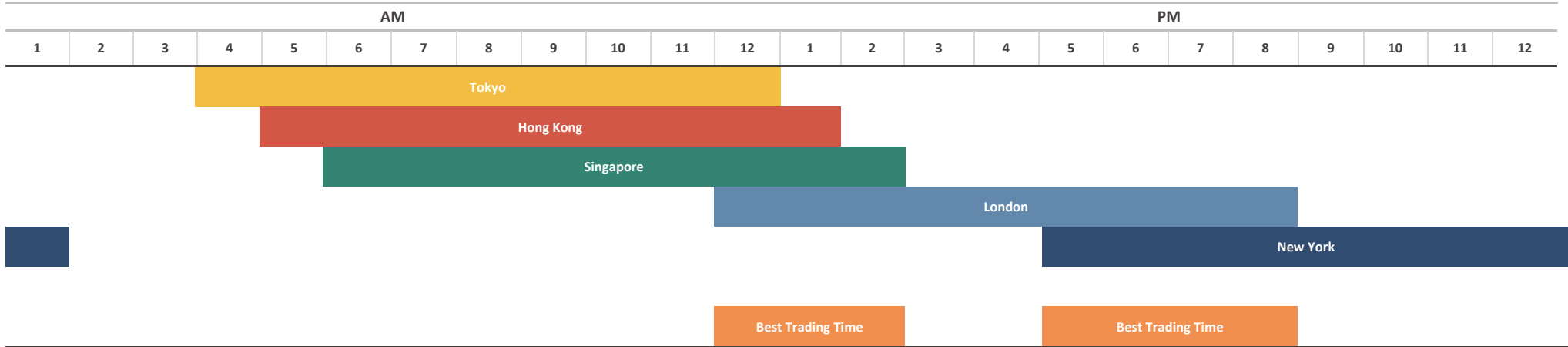
ECONOMIC CALENDAR

Event	Dates	Time	Currency	Importance	Actual	Forecast	Previous
ADP Nonfarm Employment Change (Dec)	05-Jan-22	6:15:00 PM	USD	High Volatility		400K	534K
Crude Oil Inventories	05-Jan-22	8:30:00 PM	USD	High Volatility		-3.283M	-3.576M

Source: Investing.com

FOREX MARKET'S STATISTICS

Forex Market Hours

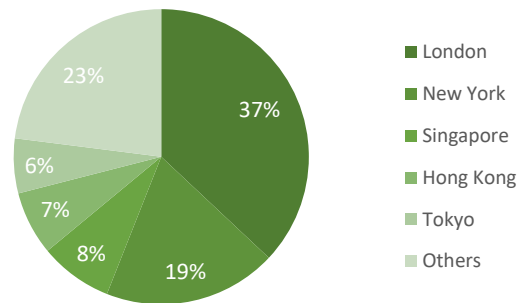


Note: This chart shows the normal forex trading times of all the major forex trading centers across the globe in Pakistan Standard Time.

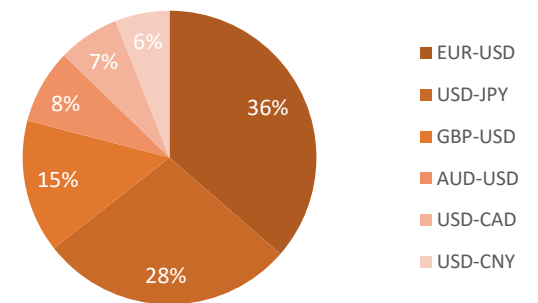
Forex Turnover by Counterparty



Markets' Share in Total Forex Turnover



Most Traded Currency Pairs



Sources: ACPL Research, Forexmarkethours, Dailyfx, Ig

DISCLAIMER

This report has been prepared by Abbasi and Company (Private) Limited and is provided for information purposes only. Abbasi and Company (Private) Limited (ACPL) is engaged in brokerage business of commodities futures in Pakistan and to provide the trading/ execution facility on Pakistan Mercantile Exchange (PMEX). There is risk of loss in trading in derivatives (futures). The author, directors and other employees of Abbasi and Company (Private) Limited and its affiliates cannot be held responsible for any loss in trading. Futures; futures on margin carries a high level of risk and may not be suitable for all investors. The high degree of leverage can work against the investor/ traders. Before deciding to invest in Commodity derivatives, you should carefully consider your investment objectives, level of experience, and risk appetite. The possibility exists that you could sustain a loss of some or all of your initial investment and therefore you should not invest money that you cannot afford to lose. You should be aware of all the risks associated with futures trading in commodities and other financial products. We take no responsibility for any loss made in investment on any instruments through us. In any event Abbasi and Company (Private) Limited, its affiliates, agents will not be liable to anyone for any decision made or action taken for investment/ trading. Abbasi and Company (Private) Limited, its affiliates, directors and employees cannot be held responsible for any loss in trading due to any problem in connectivity; failure of system; technical problem in the software or any other reason whatever.

All the reports/ recommendations/ trading calls/ opinions are advisory in nature and contains the opinions of the author, which are not to be construed as investment advices. The author, directors and other employees of Abbasi and Company (Private) Limited and its affiliates cannot be held responsible for the accuracy of the information presented herein or for the results of the positions taken based on the opinions expressed in the reports/ views from Abbasi and Company (Private) Limited. All the views/ recommendations/ trading calls and opinions are based on the information, which are believed to be accurate and no assurance can be given for the accuracy of these information.

Derivatives trading involve substantial risk. The valuation of the underlying may fluctuate, and as a result, clients may lose their entire original investment. In no event should the content of this research report be construed as an express or an implied promise, guarantee or implication by, or from, Abbasi and Company (Private) Limited that you will profit or that losses can, or will be, limited in any manner whatsoever. Past results are no indication of future performance. The information provided in this report is intended solely for informative purposes and is obtained from sources believed to be reliable. Information is in no way guaranteed. No guarantee of any kind is implied or possible where projections of future conditions are attempted. Investments in securities market are subject to market risks, read all the related documents carefully before investing.

All rights reserved by Abbasi and Company (Private) Limited. This report or any portion hereof may not be reproduced, distributed, or published by any person for any purpose whatsoever. Nor can it be sent to a third party without prior consent of Abbasi and Company (Private) Limited. Action could be taken for unauthorized reproduction, distribution, or publication.

The research analyst, primarily involved in the preparation of this report, certifies that (1) the views expressed in this report accurately reflect his/her personal views about the subject commodity/index /currency pair and (2) no part of his/her compensation was, is or will be directly or indirectly related to the specific recommendations or views expressed in this report.

DISCLOSURE

Following exchange rates are used to convert investment and profit values:

- USD/PKR: 176.51
- JPY/PKR: 1.52

To arrive at our Target Price, Abbasi & Company (Private) Limited uses following methods:

- Technical Analysis
- Fundamental Analysis

Furthermore, profit and returns are inclusive of all expenses including PMEX Fee, ACPL Fee & Sales Tax

RESEARCH DISSEMINATION POLICY

Abbasi & Company (Private) Limited endeavors to make all reasonable efforts to disseminate research to all eligible clients in a timely manner through either physical or electronic distribution such as email, fax mail etc. Nevertheless, all clients may not receive the material at the same time.

PREPARED BY

Muhammad Ahmed
Phone: (+92) 42 38302028
Ext: 118
Email: mahmed@abbasiandcompany.com

RESEARCH DEPARTMENT

6 - Shadman, Lahore
Phone: (+92) 42 38302028; Ext: 116, 117
Email: research@abbasiandcompany.com
web: www.abbasiandcompany.com

HEAD OFFICE

6 - Shadman, Lahore
Phone: (+92) 42 38302028
Email: support@abbasiandcompany.com
web: www.abbasiandcompany.com

BRANCH OFFICE

42 - Mall Road, Lahore
Phone: (+92) 42 38302028 - 37320707
Email: support@abbasiandcompany.com
web: www.abbasiandcompany.com